



EXCURSION

OF VASCULAR INTERVENTION

Vol. 2

Issue August, 2019

An quarterly articulated piece of Extreme Intervention
compiled by MULTIMEDICS



From the Desk of Management

Dear Industry Partners

As we celebrate 10th anniversary of Multimedics, I can proudly say that's it is grand success.

Multimedics was the 15th and last company in Indian stent industry incorporated in 2009. But I am happy to say this that in few years only we surpassed all other companies which were incorporated much before us (some of them were 15-20 years before us) and placed our self in top 5 companies in India.



To get in to this position we really have taken few bold steps and one of them was to apply CE certification from world's most stringent notifying agency: DNV and we succeeded.

Multimedics was the first Indian company to have their CE from DNV and second company to get CE for DES in India! We invested in low injury stent model, we failed in first few attempt but didn't gave up. And finally we came up with a unique low strut hybrid stent design, 10 years before, what the world is expecting today we delivered a decade ago.

We started spreading our wings globally, and now our products are well accepted in all continent of the world. Our flagship brand M'sure S has passed all parameters of safety and efficacy. PRISM Indian subcontinent and EURO PRISM are the evidence of success of M'Sure.

Pushpak Ranka

Managing Director

Multimedics Excursion at Mexico



MULTIMEDICS PRESENCE



• Live from Mexico



**Celebrating first
deployment at Mexico**

**Dr. Carlos de Jesús Juárez Nuño.
Clínical and Interventional Cardiologist.
Guadalajara, Jalisco, México.**

*Euro - PRISM 5 year follow up Data

*The Euro-PRISM is a prospective, single-centre, observational study to investigate the clinical safety of M'Sure-S (Sirolimus Eluting Coronary Stent), in European Population.



Principal investigator

Dr . Marc Silvestri
Interventional cardiologist
Aix en Provence-France
drmsilvestri@gmail.com

Hello to all my colleagues,

I was lucky to start my career in the early 80's when coronary angioplasty also started. Over the years I have gained experience and I have been able to use various tools and Stents during the some 15000 angioplasties that I practiced. Stents have really revolutionized the results of angioplasty. Nowadays the latest generations of DES are very effective and safe with a Low MACE and restenosis rate in the hands of experienced operators.

So when the "small" Indian company Multimedics told me about its M'Sure-S stent in 2014,I wondered what else it could bring in front of the market leaders. So I asked to test myself this Stent in my centre in France. I decided to stop the implantation of the other Stents for a few months and I implanted all my patients in "all comers" with M'sure-S only and to follow these patients at one year myself independently to make me a precise idea of immediate outcomes and patient outcomes at one year.

M'sure-S stent has a cobalt chromium low injury design platform with very low strut thickness of 59 microns with mix of close cells and open cells, mid segment and interplay of Y connectors and S- links (0.20%foreshortening). The drug is Sirolimus with a load of (1.30 μ g/mm²) fixes on a co-polymer combination of **PLLA** and **PLGA** degraded in 40-50 days. So with this design there are low inflammation, low injury on the arterial wall and an optimal endothelialisation as it was showed in animal studies.

On this basis, in 2014, in my centre in France, I used 162 stents consecutively in 102 patients(1.58/pt). Mean age was 58.5 , diabetes rate 29%, 136 vessels were treated with 27% of ACS(show baseline demographics and clinical and angio status tables). About the procedure (see table),67% radial approach mainly in 6F and a large distribution of stents diameters and lengths (see table).

In hospital results were: no death, no urgent CABG nor repeat revascularization, only 2 MI due to side branch occlusion and one no reflow phenomenon. At one month 100% of the patient's were followed, only one one cardiac arrest due to arrhythmia with angiographic patency of stents.



98% patients were follow up at one year out of it 92% were free of events or symptoms. We deplore one death due to Alzheimer disease, no CABG,7% Of repeat PTCA including 3% of new lesion and 4% of in vessel restenosis 3% were edge and 1% daughter vessel restenosis in aLAD-Dg bifurcation but no ISR in LAD.

So far 5 years after this experience I didn't see patients coming back for serious events. So in my experience, **M'Sure -S is a safe and efficient coronary stent with a very low rate of MACCE at one and 5 years despite all comers' patients.**

Average Age	68.5 Years
Male	82.33%

Risk Factors	
Diabetes	29.40 %
Smoker	57.80 %
Dyslipidemia	46 %
Hypertension	52.90 %

Follow up	
One month	100 %
One Year	
One Year	98 %
No Mace	92 %
*Death	1%
CABG	0 %

Repeat PTCA (7%)	
In vessel	4 %
Edge effect (Proximal)	3 %
Side branch restenosis	1 %
New lesion	3 %

Five Year	
Five Year	98 %
No Mace	92 %
*Death	1%
CABG	0 %

Demographics

- Stable angina:53.9%
- NSTEMI: 21.5%
- Silent ischémia: 18.6 %
- STEMI: 5.8%

- Single Vessel Disease:46.2%
- Double VD: 32.3%
- Triple VD: 21.5%
- Type A lesion:12%
- Type B:74%
- Type C: 14%

- Left Ant.Descending-Diag: 47%
- Right Coronary : 32%
- Circumflex-Marginal: 17%
- Left main : 2.9%
- Saphenous Vein Graft: 1.1%

- TIMI 3: 92 %
- TIMI 0: 5%
- Bifurcation lesions: 22.5%

- Calcifications:None: 50 %
- Mild:36%
- Moderate: 10%
- Severe: 4%

Demographics

- Radial approach:67%
- 5F:8.8%
- 6F:90.1%
- 7F:1.1%

- Stent diameter(mm):2.5: 19%
- 2.75:27%
- 3.0: 27%
- 3.5: 19%
- 4.0: 8%

- Stents lengths(mm): 8: 6.5%
- 12: 8.4%
- 16: 18.1%
- 20: 17.7%
- 24: 13.3%
- 28: 11.5%
- 32: 7.2%
- 36: 5.3%
- 40: 12%




Unfortunately this stent is not approved nor reimbursed in France yet, so I couldn't go further and the limits of this study is the number and experience of only one operator. There is a need for larger trial and randomized comparison versus current generations of DES but I'm "sure" that this stent could be at least non inferior or even better because the amount of injury is a function of stent geometry and design and wall injury induced by stent implantation is an important determinant of restenosis

MARC SILVESTRI

*Contents of this publication have been compiled from reasonable source by medical write of multimedics and data is not manipulated. The contents other literature shall not be relied upon in any manner for treatment of any kind of CAD. Although all reasonable care has been taken in compiling and checking of this publication, the author, or its directors, employees shall not be responsible or liable in any manner what so ever and how so ever for any death, injury or damage to any person due to any error. Omission or inaccuracies in this publication weather arising from unawareness, ignorance or otherwise.

Accomplishment Euro PCR - 2019

Thank you for
making a grand Success
at **Euro PCR Paris - 2019**





M'Sure-S

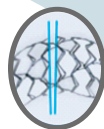
Sirolimus Eluting Coronary Stent

Assured by 100,000 Patients & Adding many more

M'Sure –S uses a validated formulation of low dose Sirolimus ($1.30\mu\text{g}/\text{mm}^2$) timed to elute in 30 days to 45 days from a biodegradable & biocompatible polymer base

(PLLA & PLGA) which degrades simultaneously.

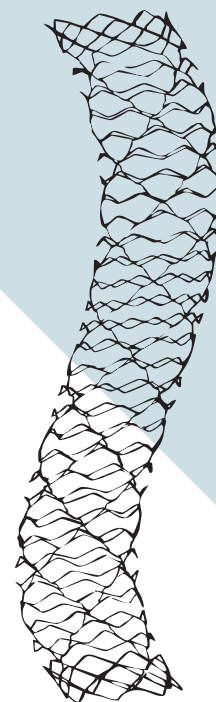
Intelligent Unique Stent Design gives high degree of Flexibility, excellent scaffolding, lesser chances of recoil & foreshortening & High Radial Strength



Low strut thickness of $59\mu\text{m} + 2\mu\text{m}$ of drug and polymer coating



Time tested Sirolimus Drug and Bio-compatible polymer combination, timed to release in 30-40 days



Upcoming Cardiology Conference Calendar

EVENTS	DATE	LOCATION
CHIP Seattle (CHIP)	Aug 02, 2019 to Aug 03, 2019	Seattle, WA
ACC/SCAI Interventional Cardiology Overview and Board Prep Course	Aug 08, 2019 to Aug 11, 2019	Washington, D.C..
The Amputation Prevention Symposium (AMP)	Aug 14, 2019 to Aug 17, 2019	Chicago, Ill..
Pittsburgh Heart Team Summit	Aug 15, 2019 to Aug 16, 2019	Pittsburgh, Pa.
Catheter and Surgical Therapies for Atrial Fibrillation (CAST-AF)	Aug 16, 2019 to Aug 17, 2019	Chicago, Ill.
Cardiovascular Board Review for Initial Certification and Recertification	Aug 24, 2019 to Aug 28, 2019	Rochester, Minn.
Echo Focus Session	Aug 29, 2019	Rochester, Minn..
European Society of Cardiology (ESC)	Aug 31, 2019 to Sep 04, 2019	Paris, France
ACC Cardiovascular Overview and Board Review	Sep 03, 2019 to Sep 07, 2019	Chicago, Ill.
Pediatric and Adult Interventional Cardiac Symposium (PICS-AICS)	Sep 04, 2019 to Sep 07, 2019	San Diego, Calif.
Contemporary Management of Valvular Disease: Diagnosis, Imaging and Intervention	Sep 06, 2019 to Sep 07, 2019	Boston, Mass,
Interventional Cardiology Board Review	Sep 06, 2019 to Sep 08, 2019	Rochester, Minn..
World Federation for Ultrasound in Medicine and Biology Congress	Sep 06, 2019 to Sep 09, 2019	Melbourne, Australia
SCAI SHOCK: Treating the Spectrum of Cardiogenic Shock	Sep 07, 2019 to Sep 08, 2019	Boston.
Advanced Catheter Ablation: New Tips, Techniques and Technologies for Complex Arrhythmias	Sep 07, 2019 to Sep 10, 2019	Chicago, Ill.

EVENTS	DATE	LOCATION
NPPA - Annual Internal Medicine Review for Nurse Practitioners, Physician Assistants and Primary Care Providers	Sep 11, 2019 to Sep 13, 2019	Rochester, Minn..
American Society of Nuclear Cardiology (ASNC))	Sep 12, 2019 to Sep 15, 2019	Chicago, Ill.
Transcatheter Cardiovascular Therapeutics (TCT)	Sep 24, 2019 to Sep 28, 2019	San Francisco, Calif.
Heart Valve Summit	Oct 03, 2019 to Oct 05, 2019	Chicago, Ill.
30th Anniversary of the Great Wall International Congress of Cardiology	Oct 10, 2019 to Oct 13, 2019	Beijing, China.
14th Annual Cardiometabolic Health Congress (CMHC)	Oct 10, 2019 to Oct 13, 2019	Chicago, Ill..
The Genetics of Heart & Vascular Disease	Oct 11, 2019 to Oct 12, 2019	Napa, Calif.
World Heart Congress 2019	Oct 14, 2019 to Oct 16, 2019	Rome, Italy
Cardiovascular Implant Durability (CVID 2019)	Oct 14, 2019 to Oct 16, 2019	Pacific Grove, Calif.
Cases in Echocardiography, Cardiac CT and MRI	Oct 23, 2019 to Oct 26, 2019	Napa, Calif.
PanAfrican Society of Cardiology (PASCAR)	Oct 31, 2019 to Nov 03, 2019	Johannesburg, South Africa
Coronary Artery Disease: Case-Based Learning	Nov 01, 2019 to Nov 03, 2019	Las Vegas, Nev.
Catheter Interventions in Congenital, Structural and Valvular Heart Disease (CSI)	Nov 01, 2019 to Nov 02, 2019	San Francisco, Calif..
VEINS at VIVA	Nov 02, 2019 to Nov 04, 2019	Las Vegas, Nev.
Vascular Interventional Advances (VIVA)	Nov 04, 2019 to Nov 07, 2019	Las Vegas, Nev.

Statue of Unity - INDIA

Visit World's tallest Statue

The Statue of Unity is a colossal statue of Indian statesman and independence activist Sardar Vallabhbhai Patel (1875–1950) who was the first Home minister of independent India and the chief adherent of Mahatma Gandhi during the non-violent Indian Independence movement Highly respected for his leadership in uniting the 562 princely states of India to form the single Union of India.

Statue of Unity :

It is located in the state of Gujarat, India. It is the world's tallest statue with a height of 182 metres. It is located on a river island facing the Sardar Sarovar Dam on river Narmada in Kevadiya colony, 100 kilometres (62 mi) southeast of the city of Vadodara

Be our guest, We will help you to plan your trip to Statue of Unity - INDIA

182 m

153 m

116 m


110m

108m

100m

96m

93m




What the world is expecting today we delivered decades ago by introducing concept of low strut thickness with **Hybrid Stent** design



www.multimedicsllc.com

Our new website is live Have a look!!!!!!



Place Order
hassle free from
our website.....

We are live on our website

Follow us.....





506/507 Samedh
Near Associated Petrol Pump,
C.G. Road,
Ahmedabad - 380006
(Gujarat) INDIA.
T : +91 79 40068970



505 S BROADWAY
HICKSVILLE
NY 11801-5093
USA
T : +1 6172087942

Please Contribute your Experience by writing us at  info@multimedicsllc.com

 www.multimedicsllc.com